

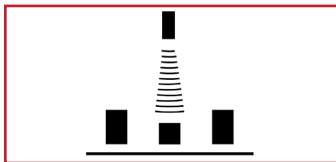
ToughSonic sensors and SensorView™ software put the power of ultrasonics in your hands yet retain the simplicity of push-button TEACH setup. You can quickly adjust, optimize, save, and clone your applications without calibration!

ToughSonic sensors contain a rugged transducer potted in a stainless steel housing for long life.

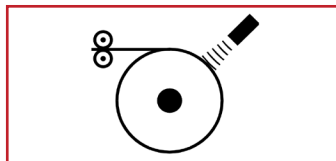
Outputs respond to measured distance and non-contact technology means nothing touches your materials. Many applications exist in all industries.

Contact BinMaster today to discuss your specific needs.

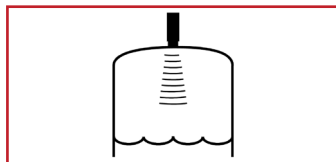
Close-in & Narrow Beam Non-Contact Ultrasonic Distance & Level Measurement



Distance-Proximity



Dimension



Level or Volume

Features

Distance Measurements

- Short 1.75 inch dead band
- Unaffected by optical factors like color and transparency
- PC or button “teachable” setup
- Narrow beam with adjustments to optimize performance
- Temperature compensated

Packaging & Performance

- Quick mounting
- Durable sealed housing for wet or dirty applications
- Short & overload protected I/O
- Multi-sensor synchronization
- Adjustable sensitivity
- Rear status indicators (3)

Free Functionality

Use adjustable interface features like switch hysteresis and time delays to build complete solutions such as pump or material flow controllers. Save costs by eliminating PLCs, delay circuits, and time delay relays!



1.75in-3ft (4.5-91cm) in a 30mm IP68 rated threaded housing

SensorView™ Programming included!

30mm threaded housing

PC Setup Power!

PC Programming Software

Use SensorView™ software (see separate data sheet) to select and adjust all interfaces, timing parameters, filters, and modes. Then view, analyze, or log data to optimize your application.



Flexible Configuration

Flexible configuration means fewer parts to stock and quick duplication! Higher-volume OEM options are available.

Push Button “Teach”

Push-button “teach” features provide for several common adjustments when a PC is not available.

Output Selection

In addition to the model’s RS-232 or RS-485 serial data interface, there are two SensorView™ selected outputs to suit your application. All outputs have configurable endpoints, setpoints, event responses, and time delays.

Voltage & Current Loop

Voltage & current loop are both provided simultaneously in standard (0-10 VDC, 4-20 mA) or custom ranges. They are fully configurable and can either rise or fall with increasing distance.

Switches

Switches can be selected in lieu of one or both analogs, and set to either “PNP” or “NPN” type (sourcing or sinking). Each has independently adjustable set points, hysteresis, window, initial conditions, ON delay, OFF delay, and loss of target response for ultimate flexibility.

Specifications

Optimum Range	24 in. (61 cm)	Max Range	36 in (91 cm)
Deadband	Typ. < 1.75 in. (4.5 cm)	Adjustment	Button "teach" or SensorView™
Case Material	316 stainless steel	Configuration	Stored in non-volatile memory
Temperature	-40° to +158°F (-40° to 70°C)	Outputs	Two selectable, plus serial data
Humidity	5% to 95% (non-condensing)	Transducer	Ruggedized piezoelectric
Compensation	Temperature compensated	Protection	NEMA-4X, NEMA-6P, IP68
Resolution	Serial data: 0.0034 in. (0.086 mm); Analog: 4099 steps (0-10 VDC), 3279 steps (4-20 mA)		
Repeatability	Nominal 0.2% of range @ constant temp. Affected by target, distance, environment		
Update Rate	20 Hz (50 ms), SensorView™ adjustable; also affected by SensorView™ filter selections		
Output Select	Voltage & 4-20 mA current loop (defaults), switches, or a combination; see Connections below		
Voltage Output	0-10, 0-5 VDC or PC customized, 10 mA max; also push-button teachable endpoints		
Current Loop	4-20 mA or PC customized, current sourcing, max. loop 450Ω, teachable endpoints		
Sinking Switch	150 mA max. @ 40 VDC max., teachable set point & polarity, fault indication		
Sourcing Switch	150 mA max. @ input voltage, teachable set point & polarity, fault indication		
RS-232, RS-485	Modbus protocol, 9600 to 115200 baud (selectable), 8 data bits, 1 stop, no parity		
SYNC feature	Permits up to 32 sensors to operate in close proximity without interaction		

Target Requirements

Objects	Detects flat or curved objects. Surface must reflect ultrasound back to sensor.
Max. Distance	Affected by size, shape, orientation of target (sound level reflected back to sensor)
Orientation	Flat surfaces should be oriented perpendicular to sensor output beam
Optical	Unaffected by target color, light, transparency or other optical characteristics

Connections

Cable Connection	Wire	Description
Power	Brown	10-30 VDC @ 60 mA max; Typical: 45 mA @ 24 VDC (**)
Ground	Blue	Power and interface common
Voltage Output	White *	0-10 VDC, 0-5 VDC or custom end values between 0 and 10 VDC
Current Loop Output	Black *	4-20 mA or user adjusted end values between 4 and 20 mA
Switch #1 Output	Black *	Sinking ("NPN") or Sourcing ("PNP"), user selected
Switch #2 Output	White *	Sinking ("NPN") or Sourcing ("PNP"), user selected
RS-232 out / RS-485-	Gray	Serial data connection (depends on model - see part numbers)
RS-232 in / RS-485+	Yellow	Serial data connection (depends on model - see part numbers)

(*) Outputs on the black and white wires are SensorView™ selected. The black wire options are 4-20 mA current loop or switch. White wire options are 0-10 VDC or switch. Switches can be sourcing or sinking. Max current loop resistance is derated below 15 VDC input voltage.

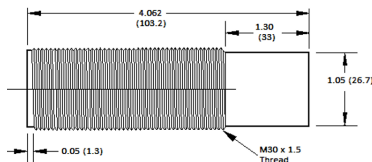
(**) At default update rate. Output currents not included.

Part Numbers

Model Number	Description
TS-100.03A1X.007FA	3' range, 30mm connection, SS housing, RS-485 & analog output
TS-100.03A2X.007FA	3' range, 30mm connection, SS housing, RS-485 output only *

BinMaster also offers interconnection, communications, mounting and display accessories.

Dimensions



Mechanical

- Dimensions are in inches (mm)
- Standard Cable: 6.5ft (2m)
- Ships with instructions and two 30mm stainless mounting nuts (other options available)
- Total weight: 10.32 oz. (0.29 kg)